



**M. R. KAMATH,** B.COM., F.C.A.  
CHARTERED ACCOUNTANT

PHONE : OFFICE : 2427182  
RES. : 2456802

TEMPLE SQUARE  
MANGALORE - 575 001

Date : 27/8/2015.....

AUDITORS REPORT

I have audited the attached Balance Sheet of the "CANARA ENGINEERING COLLEGE, BENJANAPADAVU" as at 31st March, 2015 and also the Income & Expenditure Account for the year ended on that date annexed thereto. These financial statements are the responsibility of the Managements. My responsibility is to express an opinion on those financial statements based on my audit.

I have conducted my audit in accordance with the auditing standards generally accepted in India. Those standards require that I plan and perform the audit to obtain reasonable assurance about whether the financial statements are free of material misstatement. As audit includes examining on a test basis, evidence supporting the accounts and disclosures in the financial statements. In audit also includes assessing the accounting principles used and significant estimates made by the management as well as evaluating the overall financial statement presentation I believe my audit provided a reasonable basis for my opinion.

I report that :-

1. I have obtained all the information and explanations which to the best of my knowledge and belief were necessary for the purpose of my audit.
2. The Balance Sheet and the Income & Expenditure account dealt by this Report are in agreement with the books of account.
3. In my opinion and to the best of my information and according to the explanations given to me, the accounts read together with the notes given thereon give a true and fair view in conformity with the accounting principles generally accepted in India.
  - i) in the case of the Balance Sheet of the state of affairs of the "CANARA ENGINEERING COLLEGE" as at 31st March, 2015 and
  - ii) in the case of the Income & Expenditure Account of the EXCESS OF EXPENDITURE OVER INCOME of the CANARA ENGINEERING COLLEGE for the year ended 31st March, 2015.

To  
OS

( M.R. KAMATH )




# CANARA ENGINEERING COLLEGE

BENJANAPADAVU, BANTWAL - 574 219.


## RECEIPTS AND PAYMENTS ACCOUNT FOR THE YEAR ENDING 31ST MARCH 2015 (ACADEMIC)

AMOUNT	RECEIPTS	AMOUNT	AMOUNT	AMOUNT	PAYMENTS	AMOUNT	AMOUNT
Rs. Ps.		Rs. Ps.	Rs. Ps.	Rs. Ps.		Rs. Ps.	Rs. Ps.
	<b>By OPENING BALANCE:</b>				<b>To SALARY B.E.Course</b>		
6,862.00	Cash in hand	4,121.00		50,827,961.00	Teaching Staff Salary	55,974,073.00	
99,352.63	Canara Bank S.B A/c 26754	291,634.53		7,512,158.00	Non-Teaching Staff Salary	8,325,640.00	64,299,713.00
1,120,268.36	Canara Bank C A/c 5001	5,284,573.36					
27,228.00	State Bank of India 663498	0.00			<b>To SALARY M.Tech Course</b>		
261,028.00	Canara Bank S.B A/c 101926 (M.Tech)	91,664.00	5,671,992.89	3,672,820.00	Teaching Staff Salary	4,428,312.00	
				244,180.00	Non-Teaching Staff Salary	261,088.00	4,689,400.00
	<b>By FEES RECEIVED From B.E. Students</b>				<b>To SALARY DEDUCTIONS</b>		
81,501,000.00	Tuition fees	84,398,240.00		1,464,007.00	Employees Contribution to P.F.	2,458,033.00	
12,340,000.00	Other Fees	14,558,040.00		1,658,817.00	Employer Contribution to P.F., F.P.F., EDLI, IF Administrative	2,846,642.32	
13,441,000.00	Academic Amenties Fees	17,704,500.00		511,539.00	Salary Saving Scheme	622,624.00	
9,160,360.00	Softskill Training Fees	7,429,640.00		322,700.00	Profession Tax	357,150.00	
0.00	Alumni Association Fees	0.00		54,200.00	Other Deduction	137,370.00	
1,002,500.00	Professional Societies Fees	730,500.00		3,049,918.00	TDS A/c	2,695,927.00	
2,716,000.00	Book Bank Fees	2,720,000.00		4,088,925.00	Group Gratuity	1,766,798.00	10,884,544.32
0.00	ISTE Membership Fees						
1,002,500.00	Cultural/Spicmacay Fees	730,230.00		116,500.00	<b>To Honorarium</b>		210,890.00
1,336,000.00	E-Journal Fees	974,000.00		785,552.00	<b>To Printing, Stationary &amp; Xerox</b>		1,096,217.00
0.00	Red-Cross Fees	0.00		924,778.00	<b>To Cleaning &amp; Garden Maintenance</b>		1,466,754.00
8,820,275.00	Bus Charges	11,028,400.00	140,273,550.00	143,689.00	<b>To Conference /Seminar and workshop</b>		191,328.00
				510,658.00	<b>To Security Service Charges</b>		983,677.00
	<b>BY FEES RECEIVED : from M.Tech Course</b>			290,796.00	<b>To Miscellaneous Expenses</b>		385,108.00
3,430,590.00	Tuition fees	3,989,410.00		203,406.00	<b>To Generator Maintenance</b>		587,682.00
554,000.00	Other Fees	560,000.00		652,607.00	<b>To Cultural /Function Expenses</b>		849,878.00
554,000.00	Academic Amenties Fees	630,000.00		91,788.00	<b>To College Car fuel charges</b>		0.00
24,750.00	Professional Societies Fees	-		59,260.00	<b>To College Car Maintenance</b>		0.00
72,500.00	Book Bank Fees	52,500.00		112,298.00	<b>To College Van Fuel</b>		0.00
24,750.00	Cultural/Spicmacay Fees	-		34,975.00	<b>To College Van Maintenance</b>		86,645.00
33,000.00	E-Journal Fees	-		52,725.00	<b>To Teachers welfare expense</b>		38,600.00
18,224.00	Miscellaneous Receipt	0.00		725,779.00	<b>To Repairs and Maintenance</b>		1,029,678.00
4,000.00	Application Fees	-		198,000.00	<b>To Membership Fees</b>		235,474.00
81775.00	Uni fee	60785.00		60,000.00	<b>To Staff Welfare Expenses</b>		0.00
244280.00	Uni Exam Fees	103880.00	5,396,575.00	329,640.00	<b>To Advertisement Charges</b>		260,917.00
				473,712.00	<b>To Fuel Charges</b>		0.00
				120,390.00	<b>To Postage and Telephone Charges</b>		147,388.00





AMOUNT		RECEIPTS		AMOUNT		AMOUNT		AMOUNT		PAYMENTS		AMOUNT		AMOUNT	
Rs.	Ps.			Rs.	Ps.	Rs.	Ps.	Rs.	Ps.			Rs.	Ps.	Rs.	Ps.
82,493.00		By	Bank Interest Received		20,874.00		78,065.00	To	Travelling and Conveyance					93,874.00	
5,882,520.00		By	Scholarship A/C		5,475,395.00		6,576.00	To	Bank Charges					12,919.00	
18,123,297.00		By	Advance Fees		764,608.00		0.00	To	Medical Expenses					3,529.00	
2,814,085.00		By	Advance others		3,420,473.00		10,100.00	To	NSS					0.00	
1,180,520.00		By	Advance Others ( Minorities)		1,814,640.00		1,651,534.00	To	Electricity Charges					2,120,423.00	
58,513,861.00		By	Canara High School Association A/C		74,500,000.00		952,765.00	To	Insurance Premium					1,054,727.00	
27,471.00		By	Prizes		59,305.00		54,383.00	To	Audit Fees					31,541.00	
1,037,069.00		By	Miscellaneous Receipt		475,961.18		3,251,905.00	To	Scholarship					8,664,860.00	
185,388.00		By	Electricity Charges received		147,172.00		95,004.10	To	Newspaper and Periodicals					73,990.00	
0.00		By	Advertisement Receipt		0.00		104,102,861.00	To	Maintenance Expenses transferred to C.H.S.Association A/c					117,047,366.00	
688,175.00		By	Student Training Fees		1,554,560.00		1,373,781.00	To	Internet Centre Expenses					1,326,086.00	
263,161.00		By	Notice Period Recovery		69,310.00		43,840.00	To	ISTE membership Expenses					43,440.00	
200,500.00		By	Application Fees		89,000.00		18,887,137.00	To	Advance Fees					1,401,823.00	
19,500.00		By	Student Project		4,500.00		3,365,364.00	To	Advance others					3,550,491.00	
186,751.00		By	Placement Receipt		225,686.00		1,138,930.00	To	Advance Others ( Minorities)					1,856,230.00	
14,500.00		By	Student Corpus Fund (TM Gavel)		-		38,332.00	To	Student Welfare Expenses					0.00	
44,246.00		By	Faculty Development Programme Expenses		-		181,691.00	To	Sports Expenses					307,598.00	
387,900.00		By	IIPC Corpus Fund		180,600.00		31,925.00	To	Prizes					67,005.00	
248,521.00		By	SAE ACME Racing expenses		-		483,036.00	To	Placement Expenses					358,913.00	
-		By	CNC Machine Usage		1,000.00		8,960.00	To	Freight Charges					0.00	
0		By	Canara Engineering College (M.Tech)		391,216.00		576,382.00	To	Student Training Fees					1,520,568.00	
0		By	Maintenance Fees		827,315.00		3,858.00	To	STP maintenance					359,538.00	
0		By	Research & Development		147,150.00		1,191,325.00	To	NBA Expenses					93,361.00	
0		By	Computer		150,000.00		591,685.00	To	Computer Maintenance A/c					1,151,915.00	
0		By	ISTE Membership Fees		14,785.00		46,362.00	To	Guest Food Expenses					95,969.00	
			<b>SALARY DEDUCTION</b>				0.00	To	Canara Engineering College (M.Tech)					391216.00	
511,539.00			Salary Saving Scheme		622,624.00		174,561.00	To	Faculty Development Programme Expenses					0.00	
321,650.00			Profession Tax		358,700.00		16,500.00	To	Student Project					7,500.00	
1,471,409.00			Employees Contribution to P.F.		2,615,554.00		0.00	To	Red Cross Fees					1,374.00	
854,672.00			Gratuity Premium		293,425.00		1,005,588.00	To	E-Journal Fees					1,133,050.00	
54,200.00			Other Deduction		137,370.00		1,366,001.00	To	Softskill Training Fees					2,505,601.00	
3,049,918.00			TDS A/c		2,696,117.00		0.00	To	Canara High School Association (Asset)					0.00	
						6,723,790.00		355,178.00	To	Professional Societies Expenses				520,022.00	
		By	<b>FEES TOWARD UNIVERSITY</b>				9,491,023.00	To	Bus charges					10,704,683.00	
0.00			Affilation Fees				349,968.00	To	SAE ACME Racing expenses					44,944.00	
2,210,105.00			University Fees		2,474,393.00		96,790.00	To	Equipment					0.00	
3,527,430.00			University Examination fees		5,312,690.00		352,805.00	To	IIPC Corpus Fund					149,876.00	
96,000.00			Eligibility Fees		72,000.00		6,910.00	To	Student Corpus Fund (TM Gavel)					0.00	
710,545.00			Exam Remuneration		885,800.00		0.00	To	Library Books (M.Tech)					0.00	



*Handwritten signature*



AMOUNT		RECEIPTS		AMOUNT	AMOUNT	PAYMENTS		AMOUNT	AMOUNT
Rs.	Ps.			Rs.	Ps.	Rs.	Ps.	Rs.	Ps.
						To CONSUMABLES			
				234,874.00		Chemistry Lab Expenses		265,913.00	
				5,315.00		Physics Lab Expenses		13,494.00	
				66,177.00		E&C Lab Expenses		66,246.00	
				299,952.00		Mechanical Dept. Expenses		339,054.00	
				22,183.00		Electrical Lab Expenses		29,458.00	
				8,222.00		Computer Lab Expenses		1,526.00	
				0.00		CAED Lab Expenses		0.00	
				0.00		I.S Lab Expenses		0.00	715,691.00
						To PAYMENT TOWARDS UNIVERSITY (B.E.Course)			
				84,000.00		Affiliation Fees		342,000.00	
				2,030,515.00		University Fees		2,299,322.00	
				575,715.00		Exam Remuneration		891,770.00	
				96,000.00		Eligibility Fees		75,000.00	
				3,561,980.00		University Examination Fees		3,991,205.00	7,599,297.00
						To Payment Towards University (M.Tech Course)			
				74,750.00		University Fees		47,960.00	
				175,230.00		University Exam fees		121,625.00	
				1,860.00		Students/Teachers Welfare Fund		0.00	169,585.00
						To CLOSING BALANCE			
				4,121.00		Cash in Hand		3,800.00	
				0.00		State Bank of India S.B. A/c. 663498		570.00	
				291,634.53		Canara Bank S.B. A/c. 26754		0.00	
				5,284,573.36		Canara Bank C A/c. 5001		4,517,072.75	
				91,664.00		Canara Bank S.B. A/C 101926 (M.Tech)		0.00	4,521,442.75
243,583,668.99		TOTAL		257,144,341.07	243,583,668.99	TOTAL			257,144,341.07

Place : MANGALORE

Date : 18.08.2015

PRINCIPAL

CORRESPONDENT






**CANARA ENGINEERING COLLEGE**  
**BENJANAPADAVU, BANTWAL - 574 219.**


**INCOME AND EXPENDITURE ACCOUNT FOR THE YEAR ENDING 31<sup>st</sup> MARCH 2015 ( COLLEGE )**

EXPENDITURE				INCOME				
AMOUNT	Particulars	AMOUNT	AMOUNT	AMOUNT	Particulars		AMOUNT	
50,827,961.00	To SALARY B.E.Course	55,974,073.00		81,501,000.00	By FEES RECEIVED From B.E. Students	84,398,240.00		
7,512,158.00	Teaching Staff Salary	8,325,640.00	64,299,713.00	0.00	By Tuition Fees	0.00		
	Non-Teaching Staff Salary			12,340,000.00	By Alumni Association Fees	14,558,040.00		
3,672,820.00	To SALARY M.Tech Course	4,428,312.00		13,441,000.00	By Other Fees	17,704,500.00		
244,180.00	Teaching Staff Salary	261,088.00	4,689,400.00	2,716,000.00	By Academic Amenities Fees	2,720,000.00		
	Non-Teaching Staff Salary			1,002,500.00	By Book Bank Fees	730,500.00		
1,464,007.00	To SALARY DEDUCTIONS	2,740,736.00		1,002,500.00	By Professional Societies Fees	730,230.00		
1,658,817.00	To Employees Contribution to P.F.	2,846,642.32		9,160,360.00	By Cultural/Spicmacy Fees	7,429,640.00		
511,539.00	To Employer's Contribution to P.F.F.P.F,EDLI ,I.F	622,624.00		0.00	By Softskill training Fees	0.00		
322,700.00	To administrative charges	388,700.00		1,336,000.00	By ISTE Membership Fees	974,000.00		
3,049,637.00	To Salary Saving Scheme	2,695,927.00		0.00	By E-Journal Fees	0.00		
54,200.00	To Profession Tax	137,370.00			By Red -Cross Fees			129,245,150.00
4,088,925.00	To T.D.S	1,766,798.00	11,198,797.32	3,430,590.00	By FEES RECEIVED FROM: M.Tech Course			
	To Other deduction			554,000.00	Tuition fees	3,989,410.00		
	To Group Gratuity			554,000.00	Other Fees	560,000.00		
116,500.00	To Honararium		210,890.00	554,000.00	Academic Amenties Fees	630,000.00		
785,552.00	To Printing, Stationary & Xerox		1,096,217.00	24,750.00	Professional Societies Fees	-		
31,925.00	To Prizes		67,005.00	72,500.00	Book Bank Fees	-		
143,689.00	To Conference /Seminar and workshop		191,328.00	24,750.00	Cultural/Spicmacy Fees	52,500.00		
924,778.00	To Cleaning & Garden Maintenance		1,466,754.00	33,000.00	E-Journal Fees	-		
510,658.00	To Security Service Charges		983,677.00	18,224.00	Misc. Receipt	0.00		
0.00	To Red Cross Fees		1,374.00	4,000.00	Application Fees	-		
10,100.00	To NSS Expenses		0.00	81,775.00	Uni. Fees	60785.00		
290,796.00	To Miscellaneous Expenses		385,108.00	244,280.00	Uni Exam Fees	103880.00		
60,000.00	To Staff Wlefare Expenses		0.00	-	Alumni Association Fees	0.00		
725,779.00	To Repairs and Maintenance		1,029,678.00	0.00	Red -Cross Fees			5,396,575.00
329,640.00	To Advertisement Charges		260,917.00	8,820,275.00	By Bus Fees			11,028,400.00
120,390.00	To Postage and Telephone Charges		147,388.00	200,500.00	By Application Fees	89,000.00		
78,065.00	To Travelling and Conveyance		93,874.00	186,751.00	By Placement Receipt	225,686.00		
91,788.00	To College Car Fuel charges		0.00	27,471.00	By Prizes	59,305.00		
59,260.00	To College Car Maintenance		0.00	263,161.00	By Notice Period Recovery	69,310.00		
112,298.00	To College Van Fuel		0.00	1,037,069.00	By Miscellaneous Receipt	475,961.18		
34,975.00	To College Van Maintenance		86,645.00	0.00	By Advertisement Receipt	0.00		
6,576.00	To Bank Charges		12,919.00	82,493.00	By Bank Interest Received	20,874.00		





483,036.00	To	Placement Expenses		358,913.00	0.00	By	Students & Teachers Welfare Fund		0.00
473,712.00	To	Fuel Charges		0.00	688,175.00	By	Student Training Fees		1,554,560.00
1,651,534.00	To	Electricity Charges		2,120,423.00	2,827,860.00	By	Scholarship		8,515,055.00
54,383.00	To	Audit Fees		31,541.00	185,388.00	By	Electricity Charges Received		147,172.00
3,236,905.00	To	Scholarship		8,664,860.00	58,513,861.00	By	Maintenance amount transferred from CHSA		74,500,000.00
95,004.10	To	Newspaper and Periodicals		73,990.00	44,246.00	By	Faculty Development Programme Expenses		-
104,102,861.00	To	Maintenance Exp. Transferred to CHSA		117,047,366.00	248,521.00	By	SAE ACME Racing Expenses		-
8,960.00	To	Freight Charges		0.00	-	By	Maintenance Fees		827,315.00
952,765.00	To	Insurance Premium		1,054,727.00	-	By	Research & Development		147,150.00
181,691.00	To	Sports Expenses		307,598.00	-	By	ISTE Membership Fees		14,785.00
1,373,781.00	To	Internet Centre Expenses		1,326,086.00	-	By	CNC Machine Usage		1,000.00
198,000.00	To	Membership Fees		235,474.00	-				
38,332.00	To	Students' Welfare Expenses		-					
174,561.00	To	Faculty Development Programme Expenses		-		By	<b>FEES TOWARDS UNIVERSITY</b>		
591,685.00	To	Computer Maintenance		1,151,915.00	96,000.00		Eligibility Fees	72,000.00	
46,362.00	To	Guest food Expenses		95,969.00	3,527,430.00		University Examination Fees	5,312,690.00	
1,366,001.00	To	Softskill Training Expenses		2,505,601.00	2,210,105.00		University Fees	2,474,393.00	
203,406.00	To	Generator Maintenance		587,682.00	710,545.00		Exam Remuneration	885,800.00	8,744,883.00
576,382.00	To	Student Training Fees		1,520,568.00					
355,178.00	To	Professional Societies Expenses		520,022.00		By	<b>SALARY DEDUCTIONS</b>		
652,607.00	To	Cultural /Function Expenses		849,878.00	1471409.00		Employees Contribution to PF	2,615,554.00	
43,840.00	To	ISTE membership Expenses		43,440.00	511539.00		Salary Savings Scheme	622,624.00	
9,491,023.00	To	Bus Charges		10,704,683.00	321650.00		Profession Tax	358,700.00	
1,005,588.00	To	E-Journal Expenses		1,133,050.00	854672.00		Gratuity Premium	293,425.00	
349,968.00	To	SAE ACME Expenses		44,944.00	54200.00		Other deduction	137,370.00	
1,191,325.00	To	NBA Expenses		93,361.00	3,049,637.00		T.D.S	2,696,117.00	6,723,790.00
3,858.00	To	STP Maintenance		359,538.00					
52,725.00	To	Teachers Welfare Expenses		38,600.00					
0	To	Medical Expenses		3,529.00	557,772.10		<b>Exess of Expenditure over Income</b>		0.00
0.00	To	<b>PAYMENT TOWARDS UNIVERSITY (B.E.Course)</b>							
96,000.00		VTU Faculty Development Programme	75,000.00						
2,030,515.00		Eligibility Fees	2,299,322.00						
3,561,980.00		University Fees	3,991,205.00						
575,715.00		University Examination Fees	891,770.00						
84,000.00		Exam Remuneration	342,000.00	7,599,297.00					
		Affiliation Fees							
74,750.00	To	<b>PAYMENT TOWARDS UNIVERSITY (M.Tech.Course)</b>							
175,230.00		University Fees	47,960.00						
1,860.00		University Examination Fees	121,625.00						
		Students/Teachers Welfare Fund	0.00	169,585.00					






234,874.00	To	<b>CONSUMABLES</b>					
5,315.00		Chemisty Lab Expenses	265,913.00				
66,177.00		Physics Lab Expenses	13,494.00				
22,183.00		E&C Lab Expenses	66,246.00				
8,222.00		Electrical Lab Expenses	29,458.00				
299,952.00		Computer Lab Expenses	1,526.00				
0.00		Mechanical Lab Expenses	339,054.00				
0.00		CAED Lab Expenses	0.00				
0.00		I.S. Lab Expenses	0.00	715,691.00			
	To	Exess of Income over Expenditure		2,205,955.86			
214,031,959.10		<b>TOTAL</b>		<b>247,785,971.18</b>	214,031,959.10	<b>TOTAL</b>	<b>247,785,971.18</b>

Place : MANGALORE  
Date : 18.08.2015

PRINCIPAL

CORRESPONDENT

M. R. KAMATH, B.Com., F.C.A.  
CHARTERED ACCOUNTANT



BENJANAPADAVU, BANTWAL - 574 219.

BALANCE SHEET AS ON 31<sup>st</sup> MARCH 2015 (COLLEGE)

Place : MANGALORE  
Date : 18.08.2015

## PRINCIPAL

CORRESPONDENT

(M. R. KAMATH)  
B.Com., F.C.A.

CHARTERED ACCOUNTANT

M.No. 10489

TEMPLE SQUARE

MANGALORE

535 001

575 001  
INSTRUMENT